

Focus Portfolio Service

Portfolio Valuation

Portfolio: Bloggs, Joe
As At: 20 August 2008




Position	Quantity	Unit Cost	Net Cost	Unit Value	Market Value	% Market Value	Gain/Loss
Bonds Cash							
MACQUARIE CASH MANAGEMENT TRUST - 44912	10,000.0000	\$1.00	\$10,000.00	\$1.00	\$10,000.00	4.30%	\$0.00
Total for Bonds Cash:			\$10,000.00		\$10,000.00	4.30%	\$0.00
General							
INSTREET FOCUS MOMENTUM TRUST - 44911	50.0000	\$1,000.00	\$50,000.00	\$1,000.00	\$50,000.00	21.49%	\$0.00
Total for General:			\$50,000.00		\$50,000.00	21.49%	\$0.00
Large Growth							
FORTIS INVESTMENTS AUSTRALIAN EQUITY FUND - 44910	26,248.6876	\$1.33	\$35,000.00	\$1.41	\$36,887.28	15.85%	\$1,887.28
Total for Large Growth:			\$35,000.00		\$36,887.28	15.85%	\$1,887.28
Normal Shares							
AUSTRALIA AND NEW ZEALAND BANKING GROUP LIMITED - 44908	978.0000	\$18.40	\$18,000.00	\$16.15	\$15,794.70	6.79%	\$(2,205.30)
BHP BILLITON LIMITED - 44907	665.0000	\$75.19	\$50,000.00	\$37.00	\$24,605.00	10.57%	\$(25,395.00)
OPUS CAPITAL GROWTH FUND NO. 1 - 44914	30,000.0000	\$1.00	\$30,000.00	\$1.00	\$30,000.00	12.89%	\$0.00
TELSTRA CORPORATION LIMITED - 44915	2,352.0000	\$4.25	\$10,000.00	\$4.36	\$10,254.72	4.41%	\$254.72
Total for Normal Shares:			\$108,000.00		\$80,654.42	34.66%	\$(27,345.58)
Unlisted and Direct Property							
BECTON DIVERSIFIED PROPERTY FUND - 44913	22,866.5508	\$1.09	\$25,000.00	\$1.10	\$25,130.34	10.80%	\$130.34
MULTIPLEX PROPERTY INCOME FUND - 44909	29,883.4545	\$1.00	\$30,000.00	\$1.00	\$30,011.95	12.90%	\$11.95
Total for Unlisted and Direct Property:			\$55,000.00		\$55,142.29	23.70%	\$142.29
Grand Total:			\$258,000.00		\$232,683.99	100.00%	\$(25,316.01)

Disclaimer: Focus Financial Solutions ("Focus") makes every reasonable attempt to ensure the accuracy of this report. However, some of the information on which this report is based (including share or unit prices) can change quickly and investors should be aware that their portfolio valuation and the related data may also change. In addition, in all cases Focus has relied on information provided by third parties in creating this report. Past performance is no indication of future performance. No guarantee is given on the return of capital or any particular rate of capital or income return. Focus recommends that you seek financial advice from a Focus adviser before acting on any of the information contained in this report. Focus Financial Solutions is a Corporate Authorised Representative of Australian Financial Services Ltd, AFSL No: 297239

Focus Portfolio Service

Portfolio Snapshot

Portfolio: Bloggs, Joe
As At: 20 August 2008



Position	Closing Units	Amount Invested	Closing Market Value	Growth from Acquisition	Income Received
AUSTRALIA AND NEW ZEALAND BANKING GROUP LIMITED	978.0000	\$18,000.00	\$15,794.70	\$(2,205.30)	\$0.00
FORTIS INVESTMENTS AUSTRALIAN EQUITY FUND	26,248.6876	\$35,000.00	\$36,887.28	\$1,887.28	\$0.00
BECTON DIVERSIFIED PROPERTY FUND	22,866.5508	\$25,000.00	\$25,130.34	\$130.34	\$0.00
BHP BILLITON LIMITED	665.0000	\$25,000.00	\$24,605.00	\$(25,395.00)	\$0.00
OPUS CAPITAL GROWTH FUND NO. 1	30,000.0000	\$30,000.00	\$30,000.00	\$0.00	\$0.00
INSTREET FOCUS MOMENTUM TRUST	50.0000	\$50,000.00	\$50,000.00	\$0.00	\$0.00
MACQUARIE CASH MANAGEMENT TRUST	10,000.0000	\$10,000.00	\$10,000.00	\$0.00	\$0.00
MULTIPLEX PROPERTY INCOME FUND	29,883.4545	\$30,000.00	\$30,011.95	\$11.95	\$0.00
TELSTRA CORPORATION LIMITED	2,352.0000	\$10,000.00	\$10,254.72	\$254.72	\$0.00
Grand Total:		\$233,000.00	\$232,683.99	\$(25,316.01)	\$0.00

Disclaimer: Focus Financial Solutions ("Focus") makes every reasonable attempt to ensure the accuracy of this report. However, some of the information on which this report is based (including share or unit prices) can change quickly and investors should be aware that their portfolio valuation and the related data may also change. In addition, in all cases Focus has relied on information provided by third parties in creating this report. Past performance is no indication of future performance. No guarantee is given on the return of capital or any particular rate of capital or income return. Focus recommends that you seek financial advice from a Focus adviser before acting on any of the information contained in this report. Focus Financial Solutions is a Corporate Authorised Representative of Australian Financial Services Ltd, AFSL No: 297239

Focus Portfolio Service

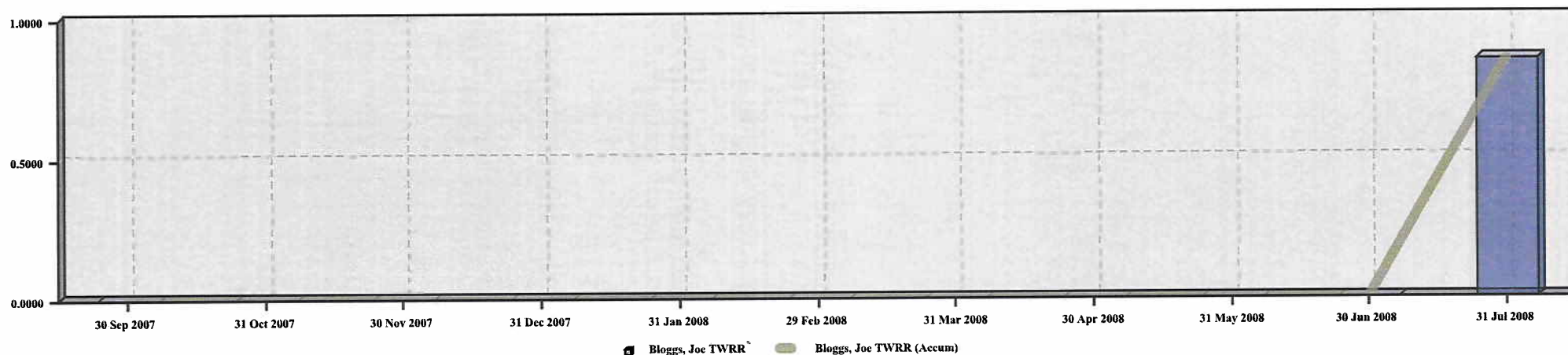
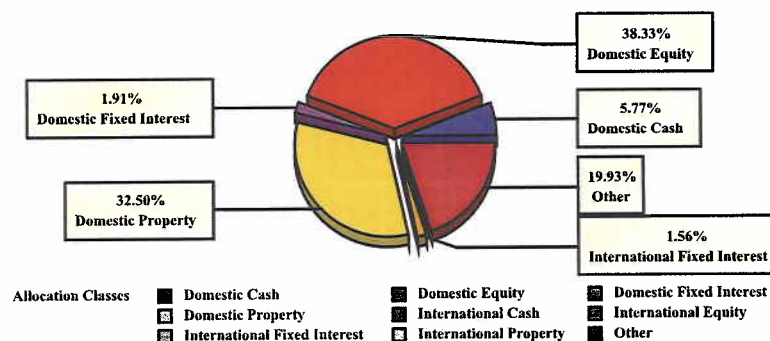
Portfolio Summary



Portfolio: Bloggs, Joe
From 21 August 2007 Through 20 August 2008

Top 10 Holdings

	Value	Weight
MACQUARIE CASH MANAGEMENT TRUST	\$10,000.00	4.30%
TELSTRA CORPORATION LIMITED	\$10,254.72	4.41%
AUSTRALIA AND NEW ZEALAND BANKING GROUP LIMITED	\$15,794.70	6.79%
BHP BILLITON LIMITED	\$24,605.00	10.57%
BECTON DIVERSIFIED PROPERTY FUND	\$25,130.34	10.80%
OPUS CAPITAL GROWTH FUND NO 1	\$30,000.00	12.89%
MULTIPLEX PROPERTY INCOME FUND	\$30,011.95	12.90%
FORTIS INVESTMENTS AUSTRALIAN EQUITY FUND	\$36,887.28	15.85%
INSTREET FOCUS MOMENTUM TRUST	\$50,000.00	21.49%



Disclaimer: Focus Financial Solutions ("Focus") makes every reasonable attempt to ensure the accuracy of this report. However, some of the information on which this report is based (including share or unit prices) can change quickly and investors should be aware that their portfolio valuation and the related data may also change. In addition, in all cases Focus has relied on information provided by third parties in creating this report. Past performance is no indication of future performance. No guarantee is given on the return of capital or any particular rate of capital or income return. Focus recommends that you seek financial advice from a Focus adviser before acting on any of the information contained in this report. Focus Financial Solutions is a Corporate Authorised Representative of Australian Financial Services Ltd, AFSL No: 297239

Focus Portfolio Service

Portfolio Valuation

Portfolio: Bloggs, Joe
As At: 20 August 2008



Product	Units	Price	Value
AUSTRALIA AND NEW ZEALAND BANKING GROUP LIMITED	978.0000	\$16.15	\$15,794.70
FORTIS INVESTMENTS AUSTRALIAN EQUITY FUND	26,248.6876	\$1.41	\$36,887.28
BECTON DIVERSIFIED PROPERTY FUND	22,866.5508	\$1.10	\$25,130.34
BHP BILLITON LIMITED	665.0000	\$37.00	\$24,605.00
OPUS CAPITAL GROWTH FUND NO. 1	30,000.0000	\$1.00	\$30,000.00
INSTREET FOCUS MOMENTUM TRUST	50.0000	\$1,000.00	\$50,000.00
MACQUARIE CASH MANAGEMENT TRUST	10,000.0000	\$1.00	\$10,000.00
MULTIPLY PROPERTY INCOME FUND	29,883.4545	\$1.00	\$30,011.95
TELSTRA CORPORATION LIMITED	2,352.0000	\$4.36	\$10,254.72
		Grand Total:	\$232,683.99

Disclaimer: Focus Financial Solutions ("Focus") makes every reasonable attempt to ensure the accuracy of this report. However, some of the information on which this report is based (including share or unit prices) can change quickly and investors should be aware that their portfolio valuation and the related data may also change. In addition, in all cases Focus has relied on information provided by third parties in creating this report. Past performance is no indication of future performance. No guarantee is given on the return of capital or any particular rate of capital or income return. Focus recommends that you seek financial advice from a Focus adviser before acting on any of the information contained in this report. Focus Financial Solutions is a Corporate Authorised Representative of Australian Financial Services Ltd, AFSL No: 297239

