

Focus Portfolio Service

Portfolio Valuation

Portfolio: test company

As At: 20 August 2008



Position	Quantity	Unit Cost	Net Cost	Unit Value	Market Value	% Market Value	Gain/Loss
Cash							
CASH ACCOUNT - 18494	109,480.6400	\$1.00	\$109,480.64	\$1.00	\$109,480.64	25.94%	\$0.00
		Total for Cash:	\$109,480.64		\$109,480.64	25.94%	\$0.00
Normal Shares							
COMMONWEALTH BANK OF AUSTRALIA - 984	7,624.0000	\$26.23	\$200,000.00	\$41.00	\$312,584.00	74.06%	\$112,584.00
		Total for Normal Shares:	\$200,000.00		\$312,584.00	74.06%	\$112,584.00
		Grand Total:	\$309,480.64		\$422,064.64	100.00%	\$112,584.00


Disclaimer: Focus Financial Solutions ("Focus") makes every reasonable attempt to ensure the accuracy of this report. However, some of the information on which this report is based (including share or unit prices) can change quickly and investors should be aware that their portfolio valuation and the related data may also change. In addition, in all cases Focus has relied on information provided by third parties in creating this report. Past performance is no indication of future performance. No guarantee is given on the return of capital or any particular rate of capital or income return. Focus recommends that you seek financial advice from a Focus adviser before acting on any of the information contained in this report. Focus Financial Solutions is a Corporate Authorised Representative of Australian Financial Services Ltd, AFSL No: 297239

Focus Portfolio Service

Portfolio Snapshot

Portfolio: test company

As At: 20 August 2008



Position	Closing Units	Amount Invested	Closing Market Value	Growth from Acquisition	Income Received
Cash Account	109,480.6400	\$0.00	\$109,480.64	\$0.00	\$0.00
COMMONWEALTH BANK OF AUSTRALIA	7,624.0000	\$200,000.00	\$312,584.00	\$112,584.00	\$121,145.36
Grand Total:		\$200,000.00	\$422,064.64	\$112,584.00	\$121,145.36

Disclaimer: Focus Financial Solutions ("Focus") makes every reasonable attempt to ensure the accuracy of this report. However, some of the information on which this report is based (including share or unit prices) can change quickly and investors should be aware that their portfolio valuation and the related data may also change. In addition, in all cases Focus has relied on information provided by third parties in creating this report. Past performance is no indication of future performance. No guarantee is given on the return of capital or any particular rate of capital or income return. Focus recommends that you seek financial advice from a Focus adviser before acting on any of the information contained in this report. Focus Financial Solutions is a Corporate Authorised Representative of Australian Financial Services Ltd, AFSL No: 297239

Focus Portfolio Service

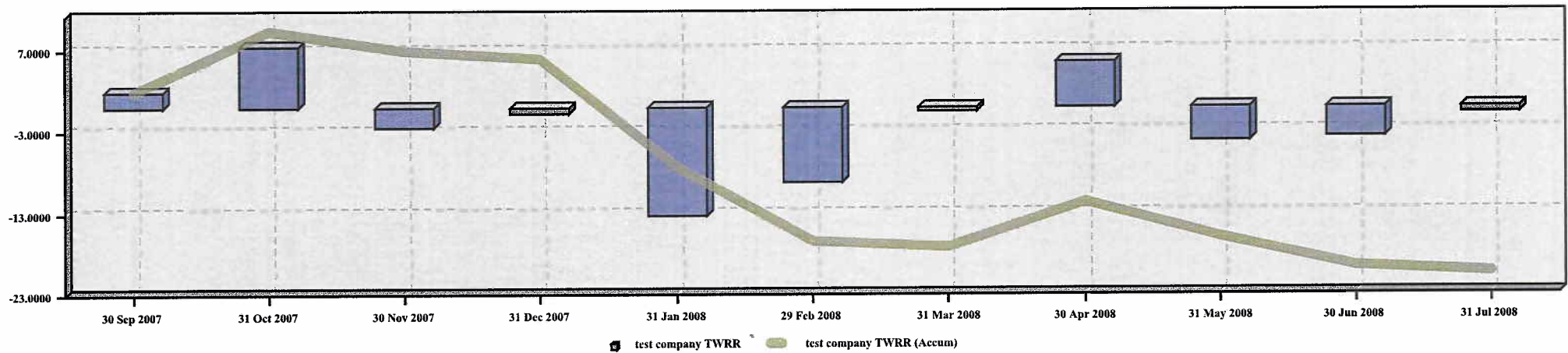
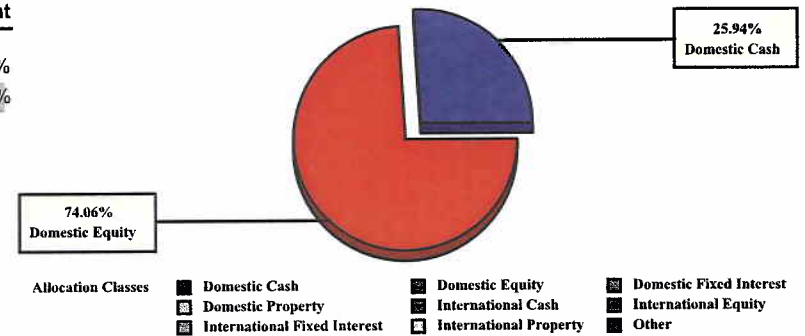
Portfolio Summary

Portfolio: test company
From 21 August 2007 Through 20 August 2008



Top 10 Holdings

	Value	Weight
CASH ACCOUNT	\$109,480.64	25.94%
COMMONWEALTH BANK OF AUSTRALIA	\$312,584.00	74.06%

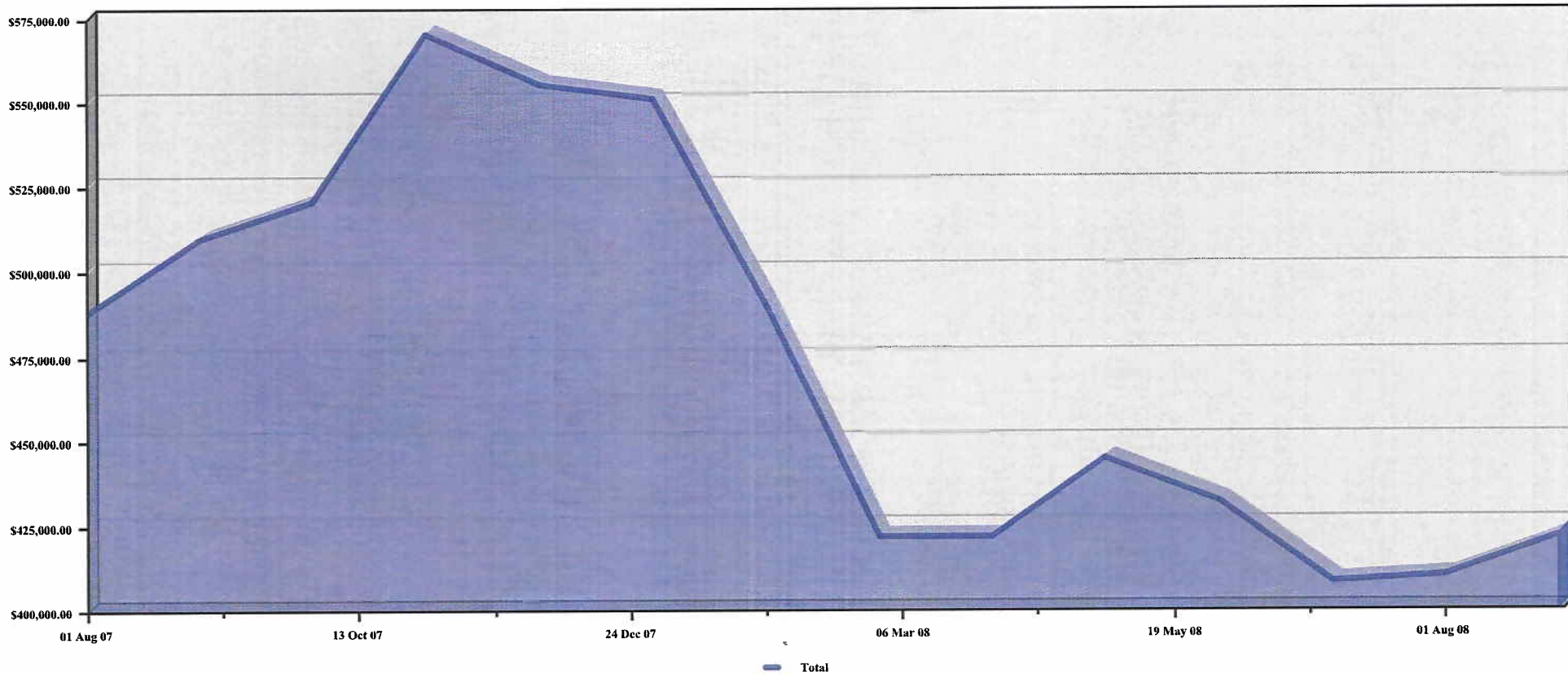


Disclaimer: Focus Financial Solutions ("Focus") makes every reasonable attempt to ensure the accuracy of this report. However, some of the information on which this report is based (including share or unit prices) can change quickly and investors should be aware that their portfolio valuation and the related data may also change. In addition, in all cases Focus has relied on information provided by third parties in creating this report. Past performance is no indication of future performance. No guarantee is given on the return of capital or any particular rate of capital or income return. Focus recommends that you seek financial advice from a Focus adviser before acting on any of the information contained in this report. Focus Financial Solutions is a Corporate Authorised Representative of Australian Financial Services Ltd, AFSL No: 297239

Focus Portfolio Service

Portfolio Progress Chart

Portfolio: test company
From 21 August 2007 Through 20 August 2008



Disclaimer: Focus Financial Solutions ("Focus") makes every reasonable attempt to ensure the accuracy of this report. However, some of the information on which this report is based (including share or unit prices) can change quickly and investors should be aware that their portfolio valuation and the related data may also change. In addition, in all cases Focus has relied on information provided by third parties in creating this report. Past performance is no indication of future performance. No guarantee is given on the return of capital or any particular rate of capital or income return. Focus recommends that you seek financial advice from a Focus adviser before acting on any of the information contained in this report. Focus Financial Solutions is a Corporate Authorised Representative of Australian Financial Services Ltd, AFSL No: 297239